

STCS - evo500

Ref: 14-01-0016


Shrinking Tube Control System

The STCS-evo500 is a machine for processing heat shrink tubes, based on infrared resistors.

It's designed for workbench applications and can process one part at a time.

It has built-in communication with ultrasonic welding machines and several operating modes.


It can be supplied with an end-splice tool with cooling that doesn't have to be removed when working with normal splices.



Quartz infrared oven that allows higher temperatures (up to 550 °C)



Built-in air treatment unit that provides steady regulation and increase life time of pneumatic components



Holding system that preserves the integrity of the cable, ensuring its immovability during the entire process



External connection for communication with ultrasonic welding machines, barcode reader or PC programming using Excel™ files

TECHNICAL CHARACTERISTICS

WORKING TEMPERATURE

Minimum	400 [°C]
Maximum	550 [°C]

DIMENSIONS

Length	617 [mm]
Width	296 [mm]
Height	303 [mm]
Weight	23 [kg]

POWER SUPPLY/CONSUMPTION

Supply	230 [V] @ 50Hz
Consumption	250 mA
Rated Frequency	250 mA to 3 A (Max.700W)

CONNECTIONS

Compressed Air	Quick Hold Socket – Ø 8 mm
Air Pressure	Min. 5 Bar; Max. 8 Bar; Rec. 6 Bar
Electrical Grid	1 IEC Standard Male Socket (Detachable Power Supply Cord)
Barcode Reader	DB9 Male
Programming	Membrane Keyboard, Barcode Reader, External Device
Interface	LCD 16x4, Buzzer and LED

SHRINKING CHAMBER

Shrinking Chamber	Ø32 x 77 [mm] (up to RBK4)
-------------------	----------------------------

ADDITIONAL CHARACTERISTICS

Equipment Mobility	Stationary Equipment
Class	Class I Equipment

ADDITIONAL CHARACTERISTICS

Minimum Cable Length	230 [mm]
Sleeve Diameter Maximum	21 [mm]
Sleeve Length Maximum	75 [mm]
Noise Level	< 70 dB

OPERATION

The shrinking process begins with the operator putting the pre-prepared assembly (cables with the sleeve covering the welded area) in the clamps of the machine. During the rest of the process the cable remains unmovable.


To start the operation, the operator presses the two green side buttons, which will move the oven forward onto the assembly.

After the shrinking process is completed, the oven automatically returns to its original position and the assembly is ejected to the front of the machine.

FEATURES

- ▲ Adjustable parameters: process temperature, shrinking time, etc;
- ▲ Two different operating modes: M1 with temperature control and shrinking time; and M2 mode with pre-programmed references (100 in total, each having from 1 to 40 shrinking times);
- ▲ The pre-programming of references can be done manually or using a PC with STCS-RCT software (reads Excel™ files);
- ▲ The selection of references can be done automatically using a barcode reader or manually using either the rotating knob or the keyboard;
- ▲ Use of labels and information about additional glue for each shrinking time inside a reference;
- ▲ Manual and automatic calibration (single cycle);
- ▲ Programming mode password protected;
- ▲ Special maintenance mode;
- ▲ Cycle and time counter;
- ▲ Communication with ultrasonic welding machines;
- ▲ Air fault detection;
- ▲ Interchangeable system language, including: English, Portuguese, French and Spanish (others on demand);
- ▲ Easier maintenance: individual covers to access components;
- ▲ Larger fan that reduces the machine's body temperature.

OPTIONS



End-Splice tool with cooling

Ref: 06-01-0105



Cable tray

Ref: 06-02-0256